







ART CURRICULUM MAP – Y3

=

3	Autumn 1			Autumn 2			Spring 1		
		Portraits (Drawing)			Colour Mixing			Textiles	
End Product	Children to compete a self portrait Leaf Portrait			Children create their own version of Starry Night by Vincent Van Gogh and Colour Study with Concentric Circles by Kandinsky			Binka Mr. Men picture with variety of stitches.		
Skills	Demonstrate experience in different grades of pencil Develop use of charcoal and pastels. Begin to show an awareness of objects having a third dimension and perspective. Position features accurately on portraits (A,B & C) Begin to develop detail in shape and proportion of features Children collect and use leaves to create a natural materials portrait			Begin to control the types of marks made with a range of painting techniques e.g. layering, mixing media, tints and tones Apply colour using dotting, scratching, splashing Continue to control the types of marks made with the range of media. Use a brush to produce marks appropriate to work. E.g. small brush for small marks.			To perform simple sewing stitches Apply decoration using beads, buttons, feathers etc. Show further experience in changing and modifying threads and fabrics.		
Vocabulary & Resources	charcoal cross hatch dark light outline	proportion pattern shading shape	grades portrait oil pastel depth	blending hue tints tone texture splashing	tertiary primary secondary shades background brush techniques	colour line mixing mood warm	sew over stitch running stitch	fabric decoration joining	needle stitch thread
Linked Artist	Lucy Stopford Leonardo da Vinci			Vincent Van Gogh Wassily Kandinsky Claude Monet			The Bayeux Tapestry Roger Hargreaves		

ART CURRICULUM MAP – Y3

3	Spring 2		Summer 1		Summer 2				
		Sculpture/Form		Printing		Artist Study			
End Product	Roman Jug Andy Goldsworthy rock sculpture		Woodblock Relief print. Repeated impress print.		Mountain Landscape Images. African palette compositions.				
Skills	Join two parts successfully. Produce more intricate surface patterns/ textures and use them when appropriate. Produce larger ware using pinch/ slab/ coil techniques. Rock balance sculpture and photography.		Print simple pictures using different printing techniques. Continue to explore both mono-printing and relief printing. Demonstrate experience in 3 colour printing.		Create mountain landscape composition using perspective layering. Use colour theory to explore collage art. Mixed media study to create African landscapes.				
Vocabulary & Resources	natural implements manmade scratching 2d/3d shape	clay combine detail edging form	joining techniques light sculpt shadow	dip dye press print mono print	impressed relief repeating	block coiled string line	collage mosaic	overlapping pattern refine	shape
Linked Artist	Roman Pottery Grayson Perry Keith Brymer Jones Andy Goldsworthy		Katushika Hokusai Andy Warhol		Ted Harrison Bob Ross Henri Matisse Liz Hammond				

ART CURRICULUM MAP – Y3