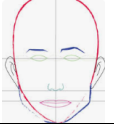














ART CURRICULUM MAP – Y4

4	Autumn 1		Autumn 2		Spring 1	
		Portraits (Drawing)		Printing		Sculpture
End Product	Children to complete a self portrait 		Mono/relief printed, repeated patterns, on fabric 		Canopic Jar and Scarab beetles  	
Skills	<p>Experiment with different grades of pencil and other implements to achieve variations in tone.</p> <p>Identify and draw the effect of light, understanding the direction of light sources and creating shadows.</p> <p>Position features accurately on portraits (A,B & C)</p> <p>Accurate shape and proportion of features. Begin to use tonal shading</p>		<p>Learn about, observe and explore Andy Warhol's art and use of repeated patterns.</p> <p>Design and create blocks to use for printing.</p> <p>Experiment with different effects inc. blocking in colour.</p> <p>Increase awareness of mono and relief printing, using these techniques to create layered prints.</p> <p>Demonstrate experience in fabric printing.</p> <p>Create repeating patterns.</p>		<p>Study ancient Egyptian ceramics and create designs.</p> <p>Carve, mould, sculpt and make impressions in clay, making a slip to join to pieces of clay.</p> <p>Decorate, coil, and produce maquette.</p> <p>Use recycled, natural and man-made materials to create sculptures.</p>	
Vocabulary & Resources	<p>Shading pencils, step by step guides, ruler, mirror.</p> <p>Tonal, shades, layers, blend, light, dark, shadow, observation, reflection, guidelines, marking, sketching, angle, perspective</p>		<p>Polystyrene boards, pencils, scissors, fabric squares, acrylic paint, brushes, rollers</p> <p>Pop art, expression, advertising, mono-printing, relief-printing</p>		<p>Clay, carving tools, hessian mats, trays, paint brushes, pots of water, pots for slip, patterned paper and leaves for impressions, acrylic paint</p> <p>Carve, mould, etch, join, sculpt, pinch, slip, join</p>	
Linked Artist	Josh Bryan / Adam Riches		Andy Warhol		Bernard Leach	

ART CURRICULUM MAP – Y4

4	Spring 2		Summer 1		Summer 2	
	 Textiles	 Colour Mixing	 Study	Artist Study		
End Product	Evidence of practise - stitched patterns, joining fabric and sewing on embellishments. 	Painted shell from a drawing, using colour mixes and textured paint. 	Wax resist/water colour landscape and stained-glass window landscape – inspired by Ted Harrison. 			
Skills	<p>Apply decoration using needle and thread: buttons, sequins.</p> <p>Experiment with different stitches, to create patterns on fabric.</p> <p>Demonstrate experience in looking at fabrics from other countries.</p>	<p>Have opportunities to develop further drawings featuring the third dimension and perspective. Mix colour, shades and tones with increasing confidence.</p> <p>Experiment with different effects and textures inc. thickened paint creating textural effects. Begin to choose appropriate media to work with. Use light and dark within painting and show understanding of complimentary colours. Start to develop a painting from a drawing.</p>	<p>Focus: Developing analysis and technical vocabulary</p> <ul style="list-style-type: none"> • Describing artworks using correct art vocabulary (tone, texture, form). • Explaining how an artist’s choices (colour, brushwork, materials) affect mood or meaning. • Beginning to identify influences or themes in the artist’s work. • Recording experiments and explaining the outcome. • Comparing their practical outcomes to the artist’s style. 			
Vocabulary & Resources	<p>Sewing needles, cotton, embroidering thread, binca, mixed fabrics, buttons, beads</p> <p>embroider, embellish, hemming, running stitch, overcast stitch, catch stitch, cross stitch, back stitch, blanket stitch, template, pattern</p>	<p>Shells, shell images, magnifying glass to observe detail, sand, flour, paint, mixing palettes, brushes</p> <p>Shades, tones, primary, secondary, complimentary, texture, observation, dimension, perspective, texture</p>	<p>Wax crayons, water colours, brushes, water, tracing paper, coloured pens, oil pastels</p> <p>Landscape, colour, abstract, bold, rhythmic, tundra, resist, colour wash</p>			
Linked Artist		<p>Georgia O’Keefe</p> <p>Kezia Noel-Paton</p>	<p>Ted Harrison</p>			