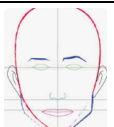







ART CURRICULUM MAP – Y6

6	Autumn 1		Autumn 2		Spring 1	
		Portraits (Drawing)		Colour Mixing		Textiles
End Prod	Children to complete a self portrait		Greek Pot Design Mayan Mask & Poppies		Memory owls & Weaving	
Skills	<p>Develop their own style of drawing, through the development of line, tone, pattern, texture.</p> <p>Use different techniques for different purposes</p> <p>Have opportunities to develop further simple perspective in their work</p> <p>Begin to show awareness of composition, scale and proportion</p> <p>Apply all skills in previous years to own portrait</p>		<p>Work in a sustained and independent way to develop their own style of painting. This style may be through the development of: colour, tone and shade.</p> <p>Purposely control the types of marks made and experiment with different effects and textures inc. blocking in colour, washes, thickened paint creating textural effects.</p> <p>Mix colour, shades and tones with confidence building on previous knowledge. Understand how colour can convey emotion</p>		<p>Use a number of different stitches creatively to produce different patterns and textures.</p> <p>Design, plan and decorate a fabric piece.</p> <p>Work collaboratively on a larger scale.</p> <p>Recognise different forms of textiles and express opinions on them.</p>	
Vocabulary & Resources	<p>Resources: sketchbooks, photographs of children's faces, shading pencils, mirrors, sugar paper, soft grey tone pastels</p> <p>Vocabulary : portraits, self-portraits, symmetry, proportion, composition, sketching, tonal shading, light source, detail, form , blending, soft pastels , pencil range, shading techniques.</p>		<p>Resources: poster paints, acrylic paints, different sized brushes, mixing palettes, sketchbooks, sponges</p> <p>Vocabulary : paint, layering, texture ,shades, wet media, primary colours, secondary colours, exploration of colour mixing, brush technique</p>		<p>Resources : school uniforms, sharp scissors, paper patterns, threads, needles, buttons, ribbons, school badges, pockets, instructions, filling</p> <p>Vocabulary : Fabrics, patterns, hemming, stitching, tension,</p>	
Linked Artist	<p>Van Gogh</p> <p>Picasso</p> <p>Dali</p>		<p>Ancient Greek Potters</p> <p>Kerameus – the Ancient Greek word for the Potters</p> <p>Cultural Artwork of the Mayans</p>		<p>Art includes forms of weaving, embroideries and tapestries.</p> <p>Sheila Hicks- ate 1950s , produced tactile art</p>	

ART CURRICULUM MAP – Y6

6	Spring 2		Summer 1		Summer 2	
		Sculpture/Form		Printing		Artist Study
End Product	Greek Pots Ancient Greece Topic		Mayan symbol string prints The Maya Topic Coral Reef Background – Climate change Topic		The Impact of War Topic (Summer 1) Includes the work of Henry Moore and David Hockney .	
Skills	Model and develop work through a combination of pinch, slab, and coil. Showing different skills Recognise sculptural forms in the environment: Furniture, buildings.		See positive and negative shapes. Demonstrate experience in a range of printmaking techniques. Describe techniques and processes.		Independently research and cross-check information. - Offers detailed analysis across multiple artworks. - Gives balanced critique and understands context. - Creates refined responses influenced by the artist. - Produces a polished, well-organised artist study with clear reflection.	
Vocabulary & Resources	Clay, coil, slip, joining, score, base, shape/form, smoothing, burnish, amphora, Krater, Hydra, black figure, red figure, pattern, motif, mythology, decoration		Resources : String relief print tiles, inks, mats, rollers, range of textural objects/ materials, paints, sketchbooks, drying rack, sugar paper		Artist, artwork, piece, style, genre, medium, media. Technique, composition, subject, influence, interpretation, perspective, symbolism, intent, aesthetic, judgement, replicate, adapt	
Linked Artist	Nearchos – early black-figure potter. Nikosthenes – known for creating new pot shapes and exporting pottery widely.		Mayan Art Designs-motifs		Henry Moore and David Hockney .	