

Year 2

Meet the Teacher



Year 2 Team

Teacher – Miss Wood

jwood@ladbrooke.herts.sch.uk


Support Staff

Mrs Barnett

PE DAYS

Year 2 will have PE lessons on a Monday and Tuesday.


The children will need to come to school wearing their PE kits. They should wear navy jogging bottoms or shorts and a light blue Ladbroke polo shirt with their school jumper. Children should wear black plimsols or black trainers.



Year 2 Curriculum

Science:

- Animals and their needs for survival
- Humans
- Materials
- Plants – light and dark
- Living things and their habitats
- Plants – bulbs and seeds
- Growing up – life cycles



Year 2 Curriculum

Geography:

- Seasons and Weather
- Journey of our Food
- Our Wonderful World

History:

- Great Fire of London
- Holidays
- Our Local Heroes



How to help your child with Maths

1. Practise their number bonds to 10, 20 and 100.
2. Quick recall of addition and subtraction facts to 20.
3. Helping them learn their 2, 5, 10, 3 and 4 times tables.
4. Using money when out shopping.
5. Telling the time on an analogue clock.
3. Cooking – helping weigh out ingredients.
4. Log in to Numbots, TTRS and Doodle.

English - Reading

Encourage your child to read daily and record their reading in their 'Reading Planner'. The children will now begin to be assessed in their **understanding** of the text, so it is important to ask them a range of 'VIPER' questions:

V - Vocabulary

I - Infer

P - Predict







E - Explain

R - Retrieve

S - Sequence (KS1) or Summarise (KS2)

It is also important to discuss any new vocabulary they may encounter when reading.

VIPER Question Stems

Vocabulary Draw upon knowledge of vocabulary in order to understand the text. 	Infer Make inferences from the text. 	Predict Predict what you think will happen based on the information that you have been given. 	Explain Explain your preferences, thoughts and opinions about the text. 	Retrieve Identify and explain the key features of fiction and non-fiction texts such as: characters, events, titles and information. 	Sequence Sequence the key events in the story. 
<p>Example questions</p> <ul style="list-style-type: none"> • What does the word mean in this sentence? • Find and copy a word, which means • What does this word or phrase tell you about.....? • Which word in this section do you think is the most important? Why? • Which of the words best describes the character/setting/ mood etc? • Can you think of any other words the author could have used to describe this? • Why do you think is repeated in this section? 	<p>Example questions</p> <ul style="list-style-type: none"> • Why was..... feeling.....? • Why did happen? • Why did say.....? • Can you explain why.....? • What do you think the author intended when they said.....? • How does make you feel? 	<p>Example questions</p> <ul style="list-style-type: none"> • Look at the book cover/blurb - what do you think this book will be about? • What do you think will happen next? What makes you think this? • How does the choice of character or setting affect what will happen next? • What is happening? What do you think happened before? What do you think will happen after? • What do you think the last paragraph suggests will happen next? 	<p>Example questions</p> <ul style="list-style-type: none"> • Who is your favourite character? Why? • Why do you think all the main characters are girls in this book? • Would you like to live in this setting? Why/why not? • Is there anything you would change about this story? • Do you like this text? What do you like about it? 	<p>Example questions</p> <ul style="list-style-type: none"> • What kind of text is this? • Who did.....? • Where did.....? • When did.....? • What happened when.....? • Why did happen? • How did? • How many.....? • What happened to.....? 	<p>Example questions</p> <ul style="list-style-type: none"> • Can you number these events 1-5 in the order that they happened? • What happened after.....? • What was the first thing that happened in the story? • Can you summarise in a sentence the opening/middle/end of the story? • In what order do these chapter headings come in the story?

How to help your child with reading

Create a quiet and relaxed time for reading.

Make reading enjoyable & fun.

Be positive and praise your child.

Visit the library regularly.

Encourage your child to read a variety of texts, including magazines and children's newspapers.

Talk about the books and the content.

Use the internet and books to research our topic.

Ensure your child returns their home reader book each day.

Homework

1. Reading – Children should read a little every night. Please record their reading in the reading planner.
2. Doodle Maths – An assignment will be set once a week linked to the work we are completing in class. Children should also try to do a daily doodle.
3. Spelling – Twinkl app. These are the weekly spellings we learn in Year 2. The app has activities that the children can do with the weekly spellings.
4. Spelling – Key Word Cards. These are the common exception words for year 1 and 2. We will test the children on these once they are secure.
5. Numbots (and TTRS) – these apps have the same login details. They are a great way to practise and consolidate basic maths skills.

Twinkl Spellings

<p>Week 1</p> <p>The sounds /n/ spelt 'kn' and less often 'gn' at the beginning of words</p>	<p>Week 2</p> <p>The sounds /r/ spelt 'wr' at the beginning of words</p>	<p>Week 3</p> <p>The sound /s/ spelt 'c' before e, i and y</p>	<p>Week 4</p> <p>The sound /j/ spelt with '-dge' and '-ge' at the end of words</p>	<p>Week 5</p> <p>The sound /j/ often spelt with g before e, i and y.</p> <p>The sound /j/ always spelt with 'j' before a, o and u</p>	<p>Week 6</p> <p>Common Exception Words</p>
knock	write	race	badge	gem	door*
know	written	ice	edge	giant	floor*
knee	wrote	cell	bridge	magic	again*
knitting	wrong	city	dodge	giraffe	wild*
knife	wrap	fancy	fudge	energy	children*
gnat	wrist	face	age	jacket	climb*
gnaw	wreck	space	huge	jar	parents*
gnash	wrestle	bicycle	change	jog	most*
gnome	wriggle	circle	charge	join	only*
gnarled	wren	spicy	village	adjust	both*

Upcoming Events for this Term

Jeans for Genes - Friday 19th September

Parent Consultations - 21st and 23rd October

Half Term - 27th October - 31st October

INSET Day - Monday 24th November

KS1 Christmas Show - TBC

Christmas Dinner Day - 17th December

End of Term - Friday 19th November at 1:30pm

ANY QUESTIONS?