

Year 3

Meet the Teacher



Year 3 Team

Teacher – Mr Ward

cward@ladbrooke.herts.sch.uk

Mrs White

Mrs Argyridou


		9-9.30	9.30 – 10.30		10.45 – 11.15	11.15 – 12.15	12.15 – 1.15	1.15- 2.15	2.15 – 3.15
M	Early Morning Work	Assembly	English	Break Time	Reading	Maths	Lunch Time	Spelling	Science
T		Talk Maths	PE		Reading	Maths		English	History
W		Singing Assembly	English		Reading	Maths		PE	Computing
T		Talk Maths	English		Music	RE		Maths	Geography
F		Assembly	French		Maths	PSHE		English	Art

PE DAYS

Year 3 will have PE lessons on a Tuesday and Wednesday.

(After Christmas Tuesday morning will be Swimming)

The children will need to come to school wearing their PE kits. They should wear navy jogging bottoms or shorts and a light blue Ladbroke polo shirt with their school jumper. Children should wear black plimsols or black trainers.



Year 3 Curriculum

Maths:



<p>Number</p> <p>Place value</p> <p>VIEW</p>	<p>Number</p> <p>Addition and subtraction</p> <p>VIEW</p>	<p>Number</p> <p>Multiplication and division A</p> <p>VIEW</p>			
<p>Number</p> <p>Multiplication and division B</p> <p>VIEW</p>	<p>Measurement</p> <p>Length and perimeter</p> <p>VIEW</p>	<p>Number</p> <p>Fractions A</p> <p>VIEW</p>	<p>Measurement</p> <p>Mass and capacity</p> <p>VIEW</p>		
<p>Number</p> <p>Fractions B</p> <p>VIEW</p>	<p>Measurement</p> <p>Money</p> <p>VIEW</p>	<p>Measurement</p> <p>Time</p> <p>VIEW</p>	<p>Geometry</p> <p>Shape</p> <p>VIEW</p>	<p>Statistics</p> <p>VIEW</p>	<p>Consolidation</p>

Activate Windows
Go to Settings to activate Windows.

How to help your child with Maths

1. Practise their number bonds to 10, 20 and 100.
2. Quick recall of addition and subtraction facts to 20.
3. Helping them learn their 2, 3, 4, 5, 8, 10 times tables.
4. Using money when out shopping, mentally calculating change.
3. Telling the time on an analogue clock.
4. Cooking – helping weigh out ingredients.
5. Log in to TT Rockstars and Doodle.

Year 3 Curriculum

English Writing:

We will be using the Writing Rainbow to help us construct and model good sentences. Later, we will begin to be more independent in our writing.

Blocks of learning will begin with a model text – either a book or a piece of writing.

We will learn grammar in our writing, as well as in stand alone lessons.

English - Reading

Encourage your child to read daily and record their reading in their 'Reading Planner'. The children be working in group guided reading sessions on **understanding** of the text, so it is important to ask them a range of 'VIPER' questions:

V - Vocabulary

I - Infer

P - Predict







E - Explain

R - Retrieve

S - Sequence (KS1) or Summarise (KS2)

It is also important to discuss any new vocabulary they may encounter when reading (you can write these in the planners).

VIPER Question Stems

Vocabulary Draw upon knowledge of vocabulary in order to understand the text. 	Infer Make inferences from the text. 	Predict Predict what you think will happen based on the information that you have been given. 	Explain Explain your preferences, thoughts and opinions about the text. 	Retrieve Identify and explain the key features of fiction and non-fiction texts such as: characters, events, titles and information. 	Sequence Sequence the key events in the story. 
Example questions <ul style="list-style-type: none"> • What does the word mean in this sentence? • Find and copy a word, which means • What does this word or phrase tell you about.....? • Which word in this section do you think is the most important? Why? • Which of the words best describes the character/setting/ mood etc? • Can you think of any other words the author could have used to describe this? • Why do you think is repeated in this section? 	Example questions <ul style="list-style-type: none"> • Why was..... feeling.....? • Why did happen? • Why did say.....? • Can you explain why.....? • What do you think the author intended when they said.....? • How does make you feel? 	Example questions <ul style="list-style-type: none"> • Look at the book cover/blurb - what do you think this book will be about? • What do you think will happen next? What makes you think this? • How does the choice of character or setting affect what will happen next? • What is happening? What do you think happened before? What do you think will happen after? • What do you think the last paragraph suggests will happen next? 	Example questions <ul style="list-style-type: none"> • Who is your favourite character? Why? • Why do you think all the main characters are girls in this book? • Would you like to live in this setting? Why/why not? • Is there anything you would change about this story? • Do you like this text? What do you like about it? 	Example questions <ul style="list-style-type: none"> • What kind of text is this? • Who did.....? • Where did.....? • When did.....? • What happened when.....? • Why did happen? • How did? • How many.....? • What happened to.....? 	Example questions <ul style="list-style-type: none"> • Can you number these events 1-5 in the order that they happened? • What happened after.....? • What was the first thing that happened in the story? • Can you summarise in a sentence the opening/middle/end of the story? • In what order do these chapter headings come in the story?

How to help your child with reading

Create a quiet and relaxed time for reading.

Make reading enjoyable & fun.

Be positive and praise your child.

Visit the library regularly.

Encourage your child to read a variety of texts, including magazines and children's newspapers.

Talk about the books and the content.


Use the internet and books to research our topic.

Ensure your child brings their reading book each day.

Year 3 Curriculum

Science:

<p>Biology</p> <p>Skeletons</p> <p>VIEW</p> <p><i>Free trial</i></p>	<p>Biology</p> <p>Movement</p> <p>VIEW</p>	<p>Biology</p> <p>Nutrition and diet</p> <p>VIEW</p>	<p>Sustainability</p> <p>Food waste</p> <p>VIEW</p>	<p>Chemistry</p> <p>Rocks</p> <p>VIEW</p>	<p>Consolidation</p>
<p>Chemistry</p> <p>Fossils</p> <p>VIEW</p>	<p>Chemistry</p> <p>Soils</p> <p>VIEW</p>	<p>Physics</p> <p>Light</p> <p>VIEW</p>			<p>Consolidation</p>
<p>Biology</p> <p>Plants A</p> <p>VIEW</p>	<p>Physics</p> <p>Forces</p> <p>VIEW</p>	<p>Physics</p> <p>Magnets</p> <p>VIEW</p>	<p>Biology</p> <p>Plants B</p> <p>VIEW</p>	<p>Sustainability</p> <p>Biodiversity</p> <p>VIEW</p>	



Year 3 Topic Curriculum

History

Prehistory

The Stone Age

The Bronze Age

The Iron Age

Early British Chronology

Roman Britain




Year 3 Curriculum

Geography

The Americas

Rivers and the Water Cycle Earthquakes and Volcanoes



Year 3 Curriculum

Wider Study

R.E. – Communities, worship, and belonging

PSHE – Families, friendships, staying safe, mental well being.

**French – Phonics, vocabulary, and grammar.
Learning about French culture and making connections.**

ICT – Coding to create own animated content. Bugs and fixes. Online safety and trust. Using digital data tools.

Year 3 Curriculum

Music

Fortnightly lessons with Miss Andrews.

Notation, singing, music theory.

**Class practical instrument lessons
throughout the year beginning with Ukulele.**

Trips

We are hoping to visit Barnet Environmental Centre later in the year to support learning about plants.

We hope to be visiting Verulamium Museum in St Albans as part of our work on Roman Britain.

We will be visiting St Mary's church. We would like to organise visits to other places of worship.

Homework

1. Reading – Children should aim to read a little every night. Please record their reading in the reading planner.
2. Doodle Maths – An assignment will be set once a week linked to the work we are completing in class. Children should also try to do a daily doodle. New benchmarking is taking place so these programmes should be fitted to each child's needs.
3. Spelling – Twinkl app. These are the weekly spellings we learn in Year 3.. The app has activities that the children can do with the weekly spellings.
4. Spelling – National Curriculum spelling list. Challenge Spelling cards. We will test the children on these once they are secure.
5. TTRockstars –A really great way to practise and consolidate multiplication and number fluency.

Upcoming Events for this Term

- Jeans for Genes Day: 20th September
 - Maths Apps Meeting: 20th September
 - Harvest Celebration: 7th October
 - Parents' Consultations: 22nd/24th October
 - Half Term : 28th October - 1st November
 - Year 3 Class Assembly: 8th November
 - End of Term: 20th December
- .

ANY QUESTIONS?