

Year 4

Meet the Teacher



Year 4 Team

Teacher – Miss Stavrinides

astavrinides@ladbrooke.herts.sch.uk

Support Staff

Miss Murphy

Additional Teaching Staff


Mrs Trott, Mr Smith and Mrs Rothstein

PE DAYS

Year 4 will have PE lessons on
Tuesdays and Thursdays.

(During the Autumn Term, swimming replaces PE on Tuesdays)

The children will need to come to school wearing their PE kits. They should wear navy jogging bottoms or shorts and a light blue Ladbroke polo shirt with their school jumper. Children should wear black plimsols or black trainers.



Year 4 Curriculum

Science:

- Group and Classify Living Things
- Data Collection A
- States of Matter
- Sound
- Data Collection B
- Electricity and Energy
- Data Collection C
- Habitats and Deforestation
- The Digestive System
- Food Chains



Year 4 Curriculum

Geography:

- Weather and Climate
- Our World
- Coasts

History:

- Ancient Egypt
- Local History
- Crime and Punishment



Trips

In Year 4, our main school trip will be an overnight stay at Tolmers Activity Centre, in Cuffley. This is confirmed for:

Thursday 12th June – Friday 13th June

During the autumn term, we will also be arranging a local nature work, to support the data collection element of our Group and Classify Living Things topic, in Science.

How to help your child with Maths

1. Encourage them to practise their times tables – they are expected to know up to 12×12 , by the end of Year 4.
2. Ensure they complete their Daily Doodles on Doodle Maths, as well as any assignments that are set.
3. Where possible, use money when out shopping – calculate totals of goods, identify the correct coins or notes needed and calculate what change to expect.
4. Tell the time on an analogue clock. Ask questions such as, *‘What would the time be in 45 minutes?’*

English - Reading

Encourage your child to read daily and record their reading in their 'Reading Planner'. Discuss their books with them and explore what they have been reading. They will already be familiar with answering 'VIPER' questions:

V - Vocabulary

I - Infer

P - Predict







E - Explain

R - Retrieve

S - Sequence (KS1) or Summarise (KS2)

It is also important to discuss any new vocabulary they come across.

VIPER Question Stems

Vocabulary Draw upon knowledge of vocabulary in order to understand the text. 	Infer Make inferences from the text. 	Predict Predict what you think will happen based on the information that you have been given. 	Explain Explain your preferences, thoughts and opinions about the text. 	Retrieve Identify and explain the key features of fiction and non-fiction texts such as: characters, events, titles and information. 	Sequence Sequence the key events in the story. 
Example questions <ul style="list-style-type: none"> • What does the word mean in this sentence? • Find and copy a word, which means • What does this word or phrase tell you about.....? • Which word in this section do you think is the most important? Why? • Which of the words best describes the character/setting/ mood etc? • Can you think of any other words the author could have used to describe this? • Why do you think is repeated in this section? 	Example questions <ul style="list-style-type: none"> • Why was..... feeling.....? • Why did happen? • Why did say.....? • Can you explain why.....? • What do you think the author intended when they said.....? • How does make you feel? 	Example questions <ul style="list-style-type: none"> • Look at the book cover/blurb - what do you think this book will be about? • What do you think will happen next? What makes you think this? • How does the choice of character or setting affect what will happen next? • What is happening? What do you think happened before? What do you think will happen after? • What do you think the last paragraph suggests will happen next? 	Example questions <ul style="list-style-type: none"> • Who is your favourite character? Why? • Why do you think all the main characters are girls in this book? • Would you like to live in this setting? Why/why not? • Is there anything you would change about this story? • Do you like this text? What do you like about it? 	Example questions <ul style="list-style-type: none"> • What kind of text is this? • Who did.....? • Where did.....? • When did.....? • What happened when.....? • Why did happen? • How did? • How many.....? • What happened to.....? 	Example questions <ul style="list-style-type: none"> • Can you number these events 1-5 in the order that they happened? • What happened after.....? • What was the first thing that happened in the story? • Can you summarise in a sentence the opening/middle/end of the story? • In what order do these chapter headings come in the story?

How to help your child with reading

Create a quiet and relaxed time for reading.

Make reading enjoyable & fun, not a chore.

Be positive and praise your child.

Visit the library regularly.

Encourage your child to read a variety of texts, including magazines and children's newspapers.

Talk about the books and the content.

Use the internet and books to research topics.

Ensure your child reads aloud as often as possible.

Homework

1. Reading – Children should read a little every night, but we ask to see evidence of this recorded in their planner, at least three times a week. This can be done by the children themselves.
2. Doodle Maths – An assignment will be set once a week linked to the work we are completing in class. Children should also try to do a daily doodle.
3. Spelling – Twinkl app. These are the weekly spellings we learn in Year 4. The app has activities that the children can do with the weekly spellings.
4. Spelling – Coloured Cards. These are the statutory words for Year 3&4. We will test children on these once they feel secure.
5. TTRockstars – This is a great way to practise and consolidate basic maths skills. There is also further times tables practise available through Doodle Maths.

Upcoming Events for this Term

Jeans for Genes Day: 20th September

Maths Apps Meeting: 20th September

Harvest Celebration: 7th October

Parents' Consultations: 22nd/24th October

Half Term : 28th October - 1st November

Year 4 Class Assembly: 29th November

End of Term: 20th December

.

ANY QUESTIONS?